




SMILE CONFIDENTLY  
WITH INVISALIGN®  
The Clear Alternative to Braces



# WHAT IS INVISALIGN®?



- Invisalign® is the **nearly invisible** way to straighten your teeth without braces.
- It consists of a series of clear, **removable** aligners that gradually move your teeth to the desired position.
- The Invisalign® system uses **no wires or brackets**.
- It is custom-made for **comfort**.



# WHY USE INVISALIGN®?



- Invisalign® is nearly invisible, so hardly any one can tell you are straightening your teeth.
- Invisalign® is removable, so you can eat and drink what you want. Brushing and flossing are no problem, so you can maintain your dental hygiene as usual.
- Invisalign® is comfortable, there is no metal or wires which may cause mouth abrasions during treatment.

	Invisalign®	Fixed braces
<b>Clear</b>	Yes	No
<b>Removable</b>	Yes	No
<b>Comfortable</b>	Yes	No



# HOW DOES INVISALIGN® WORK?



- You wear each set of aligners for about 2 weeks.
- Your teeth will gradually move over time.
- You only remove your aligners to eat, drink, brush and floss.
- Visit your doctor approximately every 4–6 weeks.
- The average Invisalign® treatment time is 9 to 18 months.
- The average patient wears between 18 and 36 sets of aligners during their treatment.



# HOW DOES TREATMENT WORK?



Getting started with treatment couldn't be easier. In fact, you've already taken the first step – and are on your way to straighter teeth and a beautiful smile!

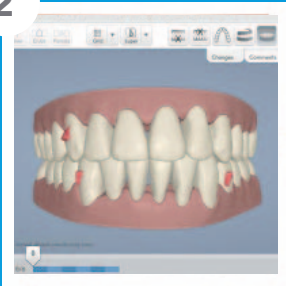
1



You plan your treatment with your dental practitioner.

Whether your smile needs a minor improvement or something more extensive, Invisalign® can work for you.

2




Our ClinCheck® treatment software allows you to see a model of the proposed treatment plan and discuss with your dental practitioner what is most important to you before you start.

3



Once you've reviewed and agreed on your treatment Invisalign will make a series of aligners that will fit only you. Each aligner is slightly different, moving your teeth gradually into the desired position.

4



You wear each aligner for two weeks, before moving on to the next in the series, only taking them out to eat, drink, brush and floss.

5



During treatment you should visit your dental practitioner periodically, until it is determined that your treatment is complete.

**Then all that remains is to show off your beautiful new smile!**

# WHO CAN BE TREATED WITH INVISALIGN®?



- Invisalign® can treat malocclusions for the majority of people who want a better smile.
- Invisalign® is appropriate for adults and adolescents who have fully or partially erupted teeth.
- Invisalign® treats:
  - crooked teeth
  - spacing
  - narrow arches
  - teeth that may have shifted after having worn braces before

“Nobody ever noticed I was undergoing the treatment without being told and even then they couldn’t really tell.”



# INVISALIGN® SAMPLE TREATMENTS



## Crowding

Treatment time: 22 months  
Aligners: 44 upper, 27 lower



## Crowding

Treatment time: 16 months  
Aligners: 33 upper, 32 lower



## Crooked teeth with spaces

Treatment time: 9 months  
Aligners: 12 upper, 18 lower



## Narrow Arches

Treatment time: 24 months  
Aligners: 47 upper, 49 lower



"I told everybody about it, as I was very surprised that there is a nearly invisible treatment for people at my age."



# YOUR TREATMENT OPTIONS



Please consult your dental practitioner, to discuss your Invisalign® treatment options

For more information please visit:  
**[www.invisalign.co.uk](http://www.invisalign.co.uk)**

